

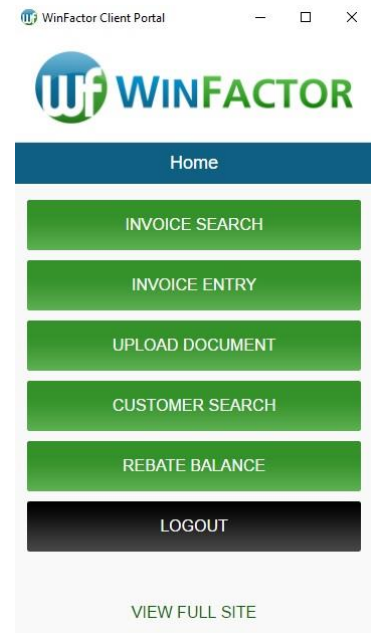
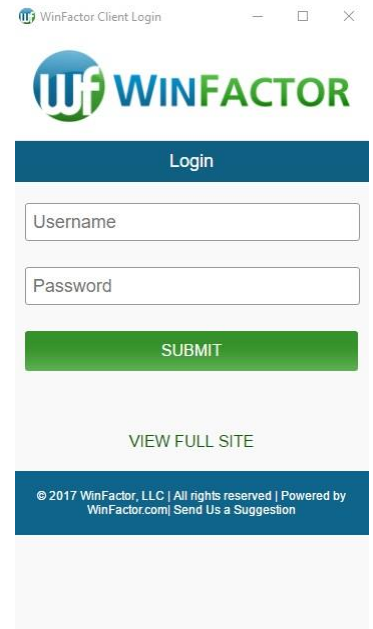
You can access your Sunbelt Finance account from anywhere using your Android or Apple mobile device. Open the mobile device's web browser and go to the website [m.clientlogin.winfactor.com](https://m.clientlogin.winfactor.com). You then simply enter your user name and password to access your account.

The mobile site allows you to:

- Perform an invoice search
- Enter an invoice
- Upload a document
- Perform a customer search
- Check your rebate balance.

You can create a shortcut to your account by following the instructions on the following pages for an Android or Apple devices.

Should you have any questions, please contact your account representative.



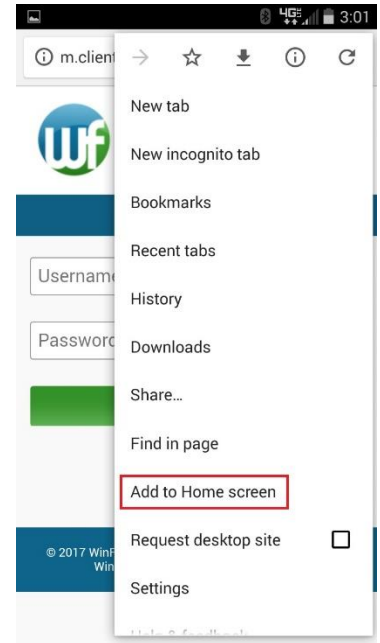
Step 1 - Launch Chrome for Android and open the website [m.clientlogin.winfactor.com](http://m.clientlogin.winfactor.com)



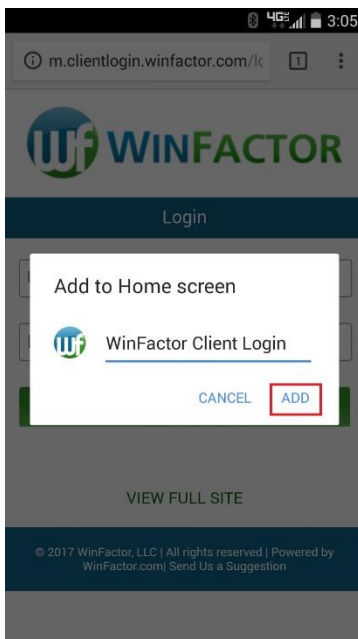
Step 2 - Tap the Menu button



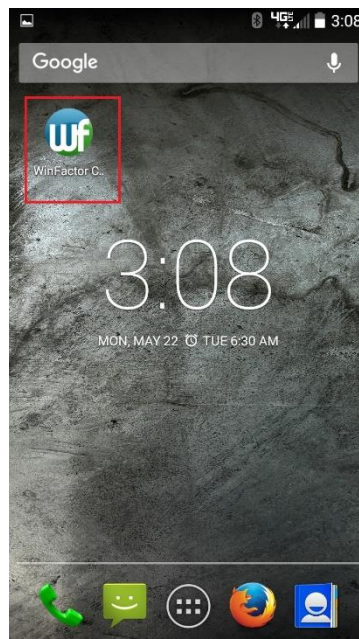
Step 3 - Tap the Add to Home Screen



Step 4 - Tap the Add button

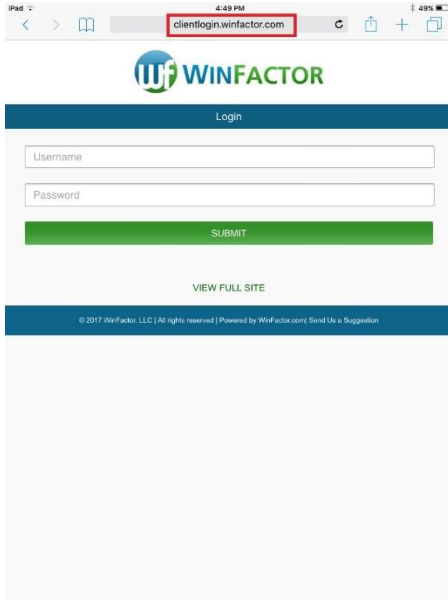


Step 5 - The short cut will now appear on your phone's home screen ... ready to use




# How to access your Sunbelt Finance account from your Apple device

Step 1 - Launch Safari and open the website  
[m.clientlogin.winfactor.com](http://m.clientlogin.winfactor.com)




Step 2 - Tap the Share button on the browser's toolbar



Step 3 - Tap the Add to Home Screen



Step 4 - Tap the Add button



Step 5 - The short cut will now appear on your phone's home screen ... ready to use

